

Overview

Aruba 550 Series Campus Access Points

802.11ax wireless for extreme-density mobile and IoT deployments

With the increasing number of mobile and IoT devices reliant on wireless access, networks must be capable of accommodating capacity needs and a diverse mixture of device types, applications and services.

The Aruba 550 Series campus access points with 802.11ax technology are designed to deliver very high performance and throughput in environments where mobile and IoT density is a growing concern. The 550 Series uses 802.11ax features to simultaneously serve multiple clients and prioritize different types of traffic to increase data rates for both individual applications and devices, and the overall network.

The 550 Series includes support for all mandatory and several optional 802.11ax features, which include up- and downlink OFDMA with up to 37 resource units, up- and downlink multi-user MIMO (MU-MIMO), 8x8 MIMO with up to eight spatial streams in the 5GHz band, and 4x4 MIMO with up to four spatial streams in 2.4GHz, channel bandwidths up to 160MHz (in 5GHz; 40MHz in 2.4GHz), and 1024-QAM modulation.

The 550 Series supports maximum data rates of 4.8Gbps in the 5GHz band and 1,150Mbps in the 2.4GHz band (for an aggregate peak data rate of 5.95Gbps). Each AP supports up to 1024 associated client devices per radio, making the high-end 802.11ax 550 Series APs ideal for extreme high-density environments, such as large public venues, higher education, hotels and enterprise offices. In addition to 802.11ax standards, the 550 Series supports unique features such as Aruba ClientMatch radio management and additional radios for location services and IOT applications. With 4 times the capacity of 802.11ac APs and universal IoT connectivity, the 550 Series delivers an unsurpassed user experience for today's all-wireless digital environments.



Aruba 550 Series – Front View

Overview

Key Features

- AI-powered wireless RF and client connectivity optimization
 - Dual-radio (8x8 + 4x4 MIMO) 802.11ax AP with up-and downlink OFDMA and Multi-User MIMO (MU-MIMO)
 - Optional tri-radio mode with two 5GHz and one 2.4GHz radio (all 4x4 MIMO)
 - Aruba's unique Smart PoE allows for the use of existing switching infrastructure to power up APs
 - Maximum data rates of 4.8Gbps in the 5GHz band and 1,150Mbps in the 2.4GHz band (for an aggregate peak data rate of 5.95Gbps)
 - Supports all mandatory and several optional 802.11ax features, and the full 37 OFDMA Resource Units (RUs) with up to 1,024 associated client devices per radio
 - Cost-effective and easy to manage universal IoT connectivity that includes Bluetooth 5 and Zigbee radios for location and IOT use-cases
 - Aruba Intelligent Power Monitoring (IPM) allows the APs to operate even if there is not enough PoE power
 - High-density performance for environments such as universities, large public venues and growing enterprise environments
 - State of the art security with WPA3 and Enhanced open.
-

Standard Features

Enhanced Performance

To better support growing client density, the 550 Series uses two key new features within 802.11ax that support multi-user connectivity and enhanced efficiency. The first is Orthogonal Frequency Division Multiple Access (OFDMA) and the other is multi-user – multiple input multiple output (MU-MIMO).

- **Multi-user transmission with downlink and uplink OFDMA**

OFDMA increases user data rates and also reduces latency, especially for a large number of devices with short frames or low data-rate requirements, such as voice and IOT devices. By providing multi-user capabilities, a channel can be divided in the frequency domain, and multiple transmissions can be carried simultaneously. OFDMA is particularly effective in raising network efficiency and capacity where there are many devices, short frames, or low data-rate streams.

- **Multi user transmission with downlink and uplink multi-user MIMO**

MU-MIMO is another multi-user capability, originally introduced in 802.11ac. This improves network capacity by allowing multiple devices to transmit simultaneously.

In addition to the standard 802.11ax capabilities, with the optional tri-radio operating mode, the 5GHz radio is split up into two independent 4x4 MIMO radios with up to four spatial streams each. This enables even higher numbers of simultaneously connected client devices.

To optimize endpoint connections Aruba's ClientMatch technology will automatically detect and classify mobile devices with common characteristics, group these devices, and match them with the best AP's and radios to enhance the performance of the network. For example, all 802.11ax capable devices will be grouped onto available 11ax AP and radios, so that the performance benefits of Orthogonal Frequency Division Multiple Access (OFDMA) are maximized. This means increased network performance and a boost in network capacity.

ArubaOS 8 runs at the core of the 550 Series APs to deliver always-on networking via features like LiveUpgrade, Controller Clustering and seamless fail-over. Our ArubaOS 8 software also includes AirMatch, which delivers AI-powered technology to automatically optimize the performance of a wireless network by tuning the radio frequencies (RF) of the access points.

Smart Power Management

As higher performance 802.11ax access points handle a greater number of devices and traffic, they will drive the need for more power consumption. To offset these demands, Aruba NetInsight includes a feature called GreenAP which allows the 550 Series access points to draw less power when it's not being used, such as evenings when the buildings are empty.

Aruba Intelligent Power Monitoring (IPM) allows for the 550 Series to operate even when your existing switches do not provide enough PoE. This enables IT to gradually upgrade their switching infrastructure by allowing the APs to operate even if 802.3bt is not supported in the existing switches. This feature also enables the AP to continuously monitor and report its actual power consumption and optionally make autonomous decisions to disable certain capabilities based on the amount of power needed to boot and operate.

Another unique Aruba feature in the 550 Series AP is Aruba Smart PoE. This allows for both Ethernet ports on the AP to draw power from existing switch infrastructure. Smart PoE enables to configure two PoE ports to either aggregate their power (more power available) or use one as a redundant PoE power.

IoT and location Ready

The New 802.11ax technology also provides unique benefits for IOT devices. The features range from dedicated channels in OFDMA to support the simultaneous transmission of low latency IOT connections, to power saving options using Target Wake Time (TWT) for battery life savings.

In addition, the 550 Series support an integrated Bluetooth 5 and Zigbee radio, as well as a USB port for maximum flexibility, which provides secure and reliable connectivity for IOT devices to support a wide range of location services.

Standard Features

Additional Features:

- Optional tri-radio mode with two 4x4 5GHz and one 4x4 2.4GHz radios
 - One 5GHz radio dedicated for the lower half of the band (OL), and one for the upper half (OU)
- Two HPE SmartRate uplink Ethernet ports
 - Supports up to 5Gbps with NBase-T and IEEE 802.3bz Ethernet compatibility
 - Backwards compatibility with 100/1000Base-T
- Smart PoE feature that supports either combining or prioritizing PoE power from both AP ports
- Built-in Bluetooth 5 and Zigbee radio
 - Enables a wide range of IOT use-cases – asset tracking, mobile engagement, and OT operations
- Advanced Cellular Coexistence (ACC)
 - Minimizes interference from 3G/4G cellular networks, distributed antenna systems and commercial small cell/femtocell equipment
- Quality of service for unified communications applications
 - Supports priority handling and policy enforcement for unified communication apps, including Skype for Business with encrypted videoconferencing, voice, chat and desktop sharing
- Aruba AppRF technology leverages deep packet inspection to classify and block, prioritize, or limit bandwidth for thousands of applications in a range of categories
- Best-in-class RF Management
 - Built-in AirMatch technology manages the 2.4GHz and 5GHz radio bands and actively optimizes the RF environment, which includes channel width, channel selection and transmit power
 - Adaptive Radio Management (ARM) technology provides airtime fairness and ensures that APs stay clear of all sources of RF interference to deliver reliable, high- performance Wi-Fi
- Spectrum analysis
 - Capable of part-time or dedicated air monitoring, the spectrum analyzer remotely scans the 2.4GHz and 5GHz radio bands to identify sources of RF interference from 20MHz through 160MHz operation
- Aruba Core Security
 - Device assurance: Use of Trusted Platform Module (TPM) for secure storage of credentials and keys as well as secure boot
 - Integrated wireless intrusion protection offers threat protection and mitigation, and eliminates the need for separate RF sensors and security appliances
 - IP reputation and security services identify, classify, and block malicious files, URLs and IPs, providing comprehensive protection against advanced online threats
 - SecureJack-capable for secure tunneling of wired Ethernet traffic
- Intelligent Power Monitoring (IPM)
 - Enables the AP to continuously monitor and report its actual power consumption and optionally make autonomous decisions to disable certain capabilities based on the amount of power available to the unit
 - Software configurable to disable capabilities in specified order of priority.
 - The IPM feature applies when the unit is powered by a POE source
- Network management flexibility
 - Aruba AirWave for on-prem management and Aruba Central for cloud management
- Energy efficiency with Green AP feature (requires Aruba NetInsight)
 - The 550 Series Access Points support a unique deep-sleep mode to deliver significant power and cost savings.

Deployment Options

The Aruba 550 Series APs offer a choice of deployment and operating modes to meet your unique management and deployment requirements:

- Controller-based mode – When deployed in conjunction with an Aruba Mobility Controller, Aruba 550 Series APs offer centralized configuration, data encryption, policy enforcement and network services, as well as distributed and centralized traffic forwarding.
- Controller-less (Instant) mode – The controller function is virtualized in a cluster of APs while in Instant mode. As the network grows and/or requirements change, Instant deployments can easily migrate to controller-based mode.

Standard Features

Deployment Options

- Remote AP (RAP) mode for branch deployments.
- Air monitor (AM) for wireless IDS, rogue detection and containment.
- Spectrum analyzer (SA), dedicated or hybrid, for identifying sources of RF interference
- Secure enterprise mesh portal or point to point

For large installations across multiple sites, the Aruba Activate service significantly reduces deployment time by automating device provisioning, firmware upgrades, and inventory management. With Aruba Activate, the APs can be factory-shipped to any site and configure themselves when powered up

Specifications

Hardware variants

AP-555: Internal antenna models

Wi-Fi radio specifications

- AP type: Indoor, dual/tri-radio, 5GHz and 2.4GHz 802.11ax 4x4 MIMO
- 5GHz radio (dual-radio operation): Eight spatial stream Single User (SU) MIMO for up to 4.8Gbps wireless data rate with individual 8SS HE80 (or 4SS HE160) 802.11ax client devices, or with eight 1SS or four 2SS HE80 802.11ax MU-MIMO capable client devices simultaneously
- 5GHz radio (tri-radio operation): Four spatial stream Single User (SU) MIMO for up to 2.4Gbps wireless data rate with individual 4SS HE80 (or 2SS HE160) 802.11ax client devices, or with four 1SS or two 2SS HE80 802.11ax MU-MIMO capable client devices simultaneously
- 2.4GHz radio: Four spatial stream Single User (SU) MIMO for up to 1,150Mbps wireless data rate with individual 4SS HE40 802.11ax client devices or with two 2SS HE40 802.11ax MU-MIMO capable client devices simultaneously
- Support for up to 1,024 *associated* client devices per radio (typical recommended limit for *active* clients is 200), and up to 16 BSSIDs per radio
- Supported frequency bands (country-specific restrictions apply):
 - 2.400 to 2.4835GHz (radio 1)
 - 5.150 to 5.250GHz (radio 0 and 0L)
 - 5.250 to 5.350GHz (radio 0 and 0L)
 - 5.470 to 5.725GHz (radio 0 and 0U)
 - 5.725 to 5.850GHz (radio 0 and 0U)
- Available channels: Dependent on configured regulatory domain
- Dynamic frequency selection (DFS) optimizes the use of available RF spectrum
- Supported radio technologies:
 - 802.11b: Direct-sequence spread-spectrum (DSSS)
 - 802.11a/g/n/ac: Orthogonal frequency-division multiplexing (OFDM)
 - 802.11ax: Orthogonal frequency-division multiple access (OFDMA) with up to 37 resource units (for an 80MHz channel)
- Supported modulation types:
 - 802.11b: BPSK, QPSK, CCK
 - 802.11a/g/n: BPSK, QPSK, 16-QAM, 64-QAM, 256-QAM (proprietary extension)
 - 802.11ac: BPSK, QPSK, 16-QAM, 64-QAM, 256-QAM, 1024-QAM (proprietary extension)
 - 802.11ax: BPSK, QPSK, 16-QAM, 64-QAM, 256-QAM, 1024-QAM
- 802.11n high-throughput (HT) support: HT20/40
- 802.11ac very high throughput (VHT) support: VHT20/40/80/160
- 802.11ax high efficiency (HE) support: HE20/40/80/160

Standard Features

Wi-Fi radio specifications

- Supported data rates (Mbps):
 - 802.11b: 1, 2, 5.5, 11
 - 802.11a/g: 6, 9, 12, 18, 24, 36, 48, 54
 - 802.11n: 6.5 to 600 (MCS0 to MCS31, HT20 to HT40), 800 with 256-QAM
 - 802.11ac: 6.5 to 1,733 (MCS0 to MCS9, NSS = 1 to 4, VHT20 to VHT160), 2,166 with 1024-QAM
 - 802.11ax (2.4GHz): 3.6 to 1,147 (MCS0 to MCS11, NSS = 1 to 4, HE20 to HE40)
 - 802.11ax (5GHz): 3.6 to 4,804 (MCS0 to MCS11, NSS = 1 to 8, HE20 to HE160)
- 802.11n/ac packet aggregation: A-MPDU, A-MSDU
- Transmit power: Configurable in increments of 0.5dBm
- Maximum (aggregate, conducted total) transmit power (limited by local regulatory requirements):
 - 2.4GHz band: +24dBm (18dBm per chain)
 - 5GHz band: +27dBm in dual-radio mode, +24dBm in tri-radio mode (18dBm per chain)
 - Note: conducted transmit power levels exclude antenna gain. For total (EIRP) transmit power, add antenna gain.
- Advanced Cellular Coexistence (ACC) minimizes the impact of interference from cellular networks
- Maximum ratio combining (MRC) for improved receiver performance
- Cyclic delay/shift diversity (CDD/CSD) for improved downlink RF performance
- Space-time block coding (STBC) for increased range and improved reception
- Low-density parity check (LDPC) for high-efficiency error correction and increased throughput
- Transmit beam-forming (TxBF) for increased signal reliability and range
- 802.11ax Target Wake Time (TWT) to support low-power client devices

Wi-Fi antennas

- Integrated downtilt omni-directional antennas for 4x4 MIMO in 2.4GHz with peak antenna gain of 4.3dBi, and 8x8 MIMO in 5GHz with peak antenna gain of 5.8dBi in 5GHz. In tri-radio mode, the peak gain of the antennas for each of the 4x4 5GHz radios is 5.5dBi (radio OL, lower half of 5GHz) and 5.6dBi (radio OU, upper half of 5GHz). Built-in antennas are optimized for horizontal ceiling mounted orientation of the AP. The downtilt angle for maximum gain is roughly 30 degrees.
 - A mix of horizontally and vertically polarized antenna elements is used
 - Combining the patterns of each of the antennas of the MIMO radios, the peak gain of the combined, average pattern is 2.4dBi in 2.4GHz and 0.7dBi in 5GHz (dual-radio mode).
 - In tri-radio mode, the peak gain of the combined, average pattern is 1.1dBi (radio OL, lower half of 5GHz) and 3.6dBi (radio OU, upper half of 5GHz)

Other interfaces

- E0, E1: HPE SmartRate port (RJ-45, maximum negotiated speed 5Gbps)
 - Auto-sensing link speed (100/1000/2500/5000BASE-T) and MDI/MDX
 - 2.5Gbps and 5Gbps speeds comply with NBase-T and 802.3bz specifications
 - POE-PD: 48Vdc (nominal) 802.3af/at/bt POE (class 3 or higher)
 - 802.3az Energy Efficient Ethernet (EEE)
- Link aggregation (LACP) support between both network ports for redundancy and increased capacity
- POE power can be drawn from either port (single source, or set to prioritize) or both ports simultaneously (set to combine)
- DC power interface: 48Vdc (nominal, +/- 5%), accepts 1.35mm/3.5mm center-positive circular plug with 9.5mm length
- USB 2.0 host interface (Type A connector)
 - Capable of sourcing up to 1A / 5W to an attached device
- Bluetooth Low Energy (BLE5.0) and Zigbee (802.15.4) radio
 - BLE: up to 8dBm transmit power (class 1) and -99dBm receive sensitivity (125kbps)
 - Zigbee: up to 8dBm transmit power and -97dBm receive sensitivity
 - A pair of integrated omnidirectional antennas (polarization diversity) with roughly 30 degrees downtilt and peak gain of 4.5dBi

Standard Features

Other interfaces

- Visual indicators (two multi-color LEDs): for System and Radio status
 - Reset button: factory reset, LED mode control (normal/off)
 - Serial console interface (proprietary, micro-B USB physical jack)
 - Kensington security slot
-

Power sources and power consumption

- The AP supports direct DC power and Power over Ethernet (POE; on port E0 and/or E1)
 - When POE power is supplied to both Ethernet ports, the AP can be configured to combine or prioritize power sources
 - When both DC and POE power sources are available, DC power takes priority over POE
 - Power sources are sold separately; see the ordering Information section below for details
 - When powered by DC, 802.3bt (class 5) POE or 2x 802.3at (class 4) POE, the AP will operate without restrictions.
 - When powered by 1x 802.3at (class 4) POE and with the IPM feature disabled, the AP will disable the USB port, disable the other Ethernet port, operate the 5GHz radio in 4x4 mode, and disable tri-radio operation
In the same configuration but with IPM enabled, the AP will start up in unrestricted mode, but may dynamically apply restrictions depending on the POE budget and actual power. The feature restrictions and order can be programmed.
 - Operating the AP with an 802.3af (class 3 or lower) POE source is not supported.
 - Maximum (worst-case) power consumption:
 - DC powered: 38.5W
 - POE powered (802.3bt or dual 802.3at): 38.2W
 - POE powered (802.3at, IPM enabled): 25.1W
 - All numbers above are without an external USB device connected. When sourcing the full 5W power budget to such a device, the incremental (worst-case) power consumption for the AP is up to 5.7W (POE powered) or 6W (DC powered).
 - Maximum (worst-case) power consumption in idle mode (dual-radio operation): 18W (POE) or 18W (DC). In tri-radio mode, this increases to 18W (POE) or 18W (DC).
 - Maximum (worst-case) power consumption in deep-sleep mode: 3W (POE) or 3W (DC)
-

Mounting details

A mounting bracket has been pre-installed on the back of the AP. This bracket is used to secure the AP to any of the Aruba mount kits (sold separately); see the ordering Information section below for details.

Mechanical specifications

- Dimensions/weight (AP-555; unit, excluding mount bracket):
 - 260mm (W) x 260mm (D) x 58mm (H) / 10.2" (W) x 10.2" (D) x 2.3" (H)
 - 1,570g / 55.4oz
 - Dimensions/weight (AP-555; shipping):
 - 320mm (W) x 303mm (D) x 108mm (H) / 12.6" (W) x 11.9" (D) x 4.3" (H)
 - 2,230g / 78.7oz
-

Environmental specifications

- Operating conditions
 - Temperature: 0C to +50C / +32F to +122F
 - Humidity: 5% to 93% non-condensing
 - AP is plenum rated for use in air-handling spaces
 - ETS 300 019 class 3.2 environments
 - Storage and transportation conditions
 - Temperature: -40C to +70C / -40F to +158F
 - Humidity: 5% to 93% non-condensing
 - ETS 300 019 classes 1.2 and 2.3 environments
-

Standard Features

Reliability

Mean Time Between Failure (MTBF): 962,134hrs (110yrs) at +25C operating temperature.

Regulatory compliance

- FCC/ISED
- CE Marked
- RED Directive 2014/53/EU
- EMC Directive 2014/30/EU
- Low Voltage Directive 2014/35/EU
- UL/IEC/EN 60950
- EN 60601-1-1, EN60601-1-2

For more country-specific regulatory information and approvals, please see your Aruba representative.

Regulatory model numbers

- AP-555: APIN0555
-

Certifications

- UL2043 plenum rating
- Wi-Fi Alliance:
 - Wi-Fi CERTIFIED a, b, g, n, ac
 - Wi-Fi CERTIFIED ax¹
 - WPA, WPA2 and WPA3 – Enterprise with CNSA option, Personal (SAE), Enhanced Open (OWE)
 - WMM, WMM-PS, Wi-Fi Vantage, Wi-Fi Agile Multiband
 - Wi-Fi Location²
 - Passpoint (release 2)
- Bluetooth SIG
- Ethernet Alliance (POE, PD device, class 4)

NOTE 1: Will require software update. Certification effort will be kicked off as soon as the Wi-Fi Alliance starts the program

NOTE 2: Not available initially; will require a software upgrade

Warranty

Aruba's hardware limited lifetime warranty

Minimum operating system software versions

ArubaOS and Aruba InstantOS 8.5.0.0

Configuration Information

Ordering Information

Build To Order:

BTO is a standalone unit with no integration. BTO products ship standalone are not part of a CTO or Rack-Shippable solution.

Highest performance 802.11ax Enterprise Access Points for Extremely High-density Campus deployments

Step 1: Select a Model

Configuration Description

SKU

Rule #:

Internal antenna access points

NOTE: Add Mount Kit

3	Aruba AP-555 (EG) Dual Radio 8x8:8 / 4x4:4 802.11ax Internal Antennas Unified Campus AP	JZ353A
4	Aruba AP-555 (IL) Dual Radio 8x8:8 / 4x4:4 802.11ax Internal Antennas Unified Campus AP	JZ354A
5	Aruba AP-555 (JP) Dual Radio 8x8:8 / 4x4:4 802.11ax Internal Antennas Unified Campus AP	JZ355A
1	Aruba AP-555 (RW) Dual Radio 8x8:8 / 4x4:4 802.11ax Internal Antennas Unified Campus AP	JZ356A
2	Aruba AP-555 (US) Dual Radio 8x8:8 / 4x4:4 802.11ax Internal Antennas Unified Campus AP	JZ357A

Internal antenna access points – TAA models

NOTE: Add Mount Kit

3	Aruba AP-555 (EG) TAA Dual-Radio 8x8:8 / 4x4:4 802.11ax Internal Antennas Unified Campus AP	JZ363A
4	Aruba AP-555 (IL) TAA Dual-Radio 8x8:8 / 4x4:4 802.11ax Internal Antennas Unified Campus AP	JZ364A
5	Aruba AP-555 (JP) TAA Dual-Radio 8x8:8 / 4x4:4 802.11ax Internal Antennas Unified Campus AP	JZ365A
1	Aruba AP-555 (RW) TAA Dual-Radio 8x8:8 / 4x4:4 802.11ax Internal Antennas Unified Campus AP	JZ366A
2	Aruba AP-555 (US) TAA Dual-Radio 8x8:8 / 4x4:4 802.11ax Internal Antennas Unified Campus AP	JZ367A

Configuration Rules:

1. Available everywhere except, US, Israel, Egypt and Japan.
2. Available in US only
3. Available in Egypt only
4. Available in Israel only
5. Available in Japan only

NOTE: OCA Only Model Selection Form -
HPE Offering > Aruba > Access Points - Indoor:
Aruba 550 Series Campus Access Points

Configuration Information

Step 2: Select AP mount kits

Mounting kits

For 555 Series Std (Min 0 // max 99) User Selection (min 0 // max 99)

NOTE: Kit contains mounts for 10 access points

Description	Part Number
AP-MNT-MP10-A Campus AP mount bracket kit (10-pack) type A: suspended ceiling rail	JZ370A
AP-MNT-MP10-B Campus AP mount bracket kit (10-pack) type B: suspended ceiling rail	Q9G69A
AP-MNT-MP10-C Campus AP mount bracket kit (10-pack) type C: suspended ceiling rail	Q9G70A
AP-MNT-MP10-D Campus AP mount bracket kit (10-pack) type D: solid surface	Q9G71A
AP-MNT-MP10-E Campus AP mount bracket kit (10-pack) type E: wall-box	R1C72A

Click Warning: Access Points do not include a Mount. Qty 1 Mount kits should be selected for every 10 Access Points.

Step 3: Add powering accessory (optional)

Internal antenna access points

For 555 Series Std (Min 0 // max 1) User Selection (min 0 // max 1)

NOTE: Add Mount Kit

Configuration Description	SKU
Rule #:	
1 AP-AC-48V36C 48V/36W AC/DC Desktop Style 1.35/3.5/9.5mm Circular 90 Deg Plug DoE Level VI Adapter	JX991A
1 AP-POE-BTSR 1-Port Smart Rate 802.3bt 60W midspan injector	R1C73A

Configuration Rules:

- 1:** If this Power Supply is selected, bring in (Min 1 // Max 1) Localized power cord based on the Aruba Localization Menu

NOTE: Most devices are PoE powered from switch so these are optional

AC power cord

PC-AC-ARG Argentina 220V AC 10A 2-meter AC Power Cord	JW113A
PC-AC-AUS Australian AC Power Cord	JW114A
PC-AC-BR Brazil AC Power Cord	JW115A
PC-AC-CHN China AC Power Cord	JW116A
PC-AC-DEN Denmark 220V AC 10A 2-meter AC Power Cord	JW117A
PC-AC-EC Continental European/Schuko AC Power Cord	JW118A
PC-AC-IN India AC Power Cord	JW119A
PC-AC-IL Israel 250V AC 10A 2-meter AC Power Cord	JW120A
PC-AC-IT Italian AC Power Cord	JW121A
PC-AC-JP Japanese AC Power Cord	JW122A
PC-AC-KOR Korea AC Power Cord	JW123A
PC-AC-NA North America AC Power Cord	JW124A
PC-AC-SWI Switzerland 220V AC 10A 2-meter AC Power Cord	JW125A
PC-AC-TW Taiwan AC Power Cord	JW126A
PC-AC-UK UK AC Power Cord	JW127A
PC-AC-ZA South Africa 250V AC 10A 2-meter AC Power Cord	JW128A

Configuration Information

Step 4: Add cosmetic snap-on cover (AP-555 only, optional)

Cosmetic covers
For 555 Series Std (Min 0 // max 99) User Selection (min 0 // max 99)
NOTE: Kit contains covers for 10 access points
NOTE: Kit contains 20 optional snap-on covers

Description	Part Number
AP-555-CVR-20 20-pack for AP-555 White Non-glossy Snap-on Covers	JZ369A

Step 5: Add other accessories (optional)

Other accessories
For 555 Series Std (Min 0 // max 99) User Selection (min 0 // max 99)
Description
AP-CBL-SERU Micro-USB TTL3.3V to USB2.0 AP Console Adapter Cable

Part Number
JY728A

Technical Specifications

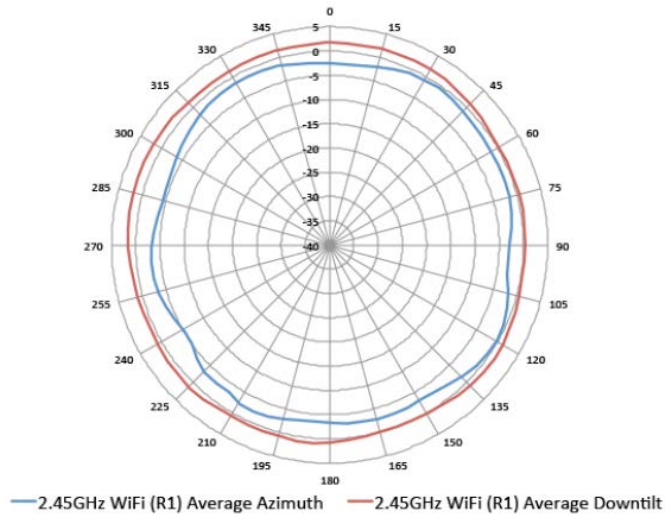
RF Performance Table		
Band, rate	Maximum transmit power (dBm) per transmit chain ⁶	Receiver sensitivity (dBm) per receive chain ⁶
2.4GHz, 802.11b		
1Mbps	18	-98
11Mbps	18	-89
2.4GHz, 802.11g		
6Mbps	18	-92
54Mbps	16	-75
2.4GHz, 802.11n HT20		
MCS0	18	-92
MCS7	14	-73
2.4GHz, 802.11ax HE20		
MCS0	18	-92
MCS11	10	-64
5GHz, 802.11a		
6Mbps	18	-91
54Mbps	16	-74
5GHz, 802.11n HT20		
MCS0	18	-91
MCS7	14	-72
5GHz, 802.11n HT40		
MCS0	18	-88
MCS7	14	-69
5GHz, 802.11ac VHT20		
MCS0	18	-91
MCS9	12	-68
5GHz, 802.11ac VHT40		
MCS0	18	-88
MCS9	12	-65
5GHz, 802.11ac VHT80		
MCS0	18	-85
MCS9	12	-62
5GHz, 802.11ac VHT160		
MCS0	18	-82
MCS9	12	-59
5GHz, 802.11ax HE20		
MCS0	18	-91
MCS11	10	-62
5GHz, 802.11ax HE40		
MCS0	18	-88
MCS11	10	-58
5GHz, 802.11ax HE80		
MCS0	18	-85
MCS11	10	-56
5GHz, 802.11ax HE160		
MCS0	18	-82
MCS11	10	-53

Technical Specifications

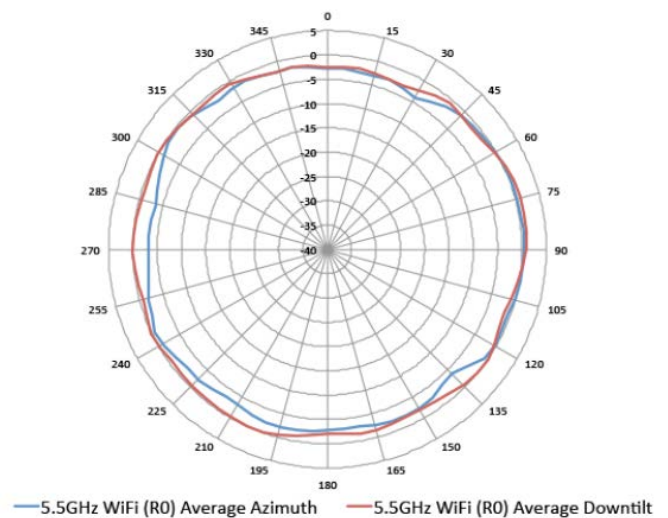
Antenna Patterns

Horizontal planes (top view)

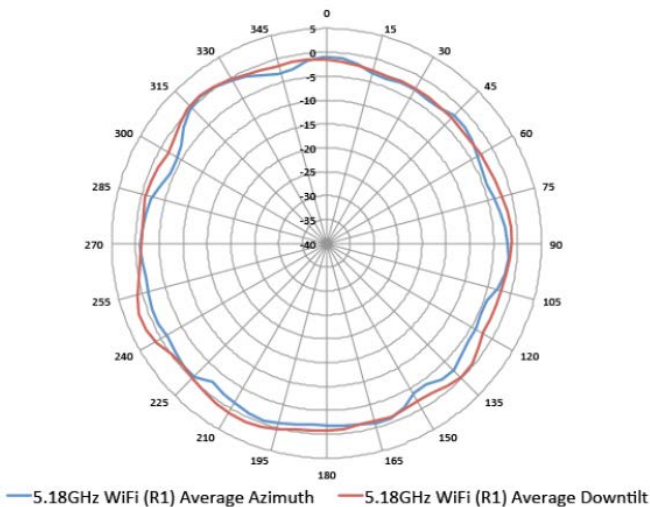
Showing azimuth (0 degrees) and 30 degrees downtilt patterns (averaged patterns for all applicable antennas)



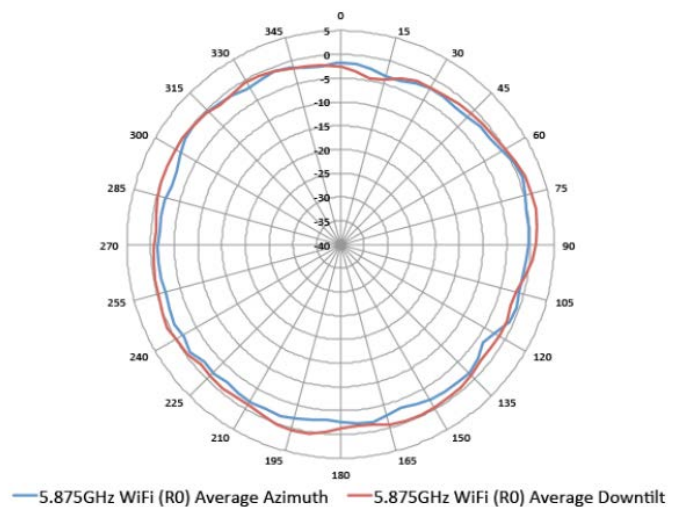
2.45GHz Wi-Fi (radio 1)



5.5GHz Wi-Fi (dual-radio mode, radio 0)



5.18GHz Wi-Fi (radio 0L, tri-radio mode)

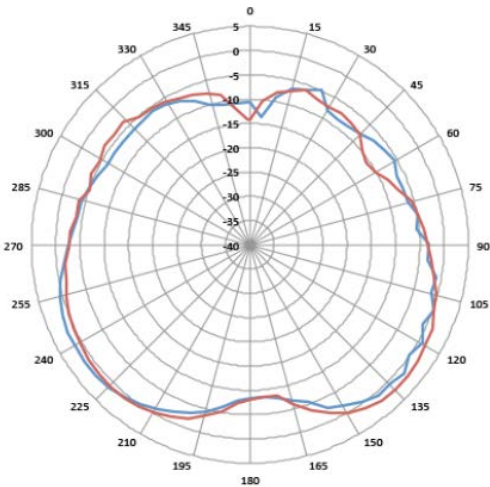


5.875GHz Wi-Fi (radio 0U, tri-radio mode)

Vertical Elevation planes (side view, AP facing down)

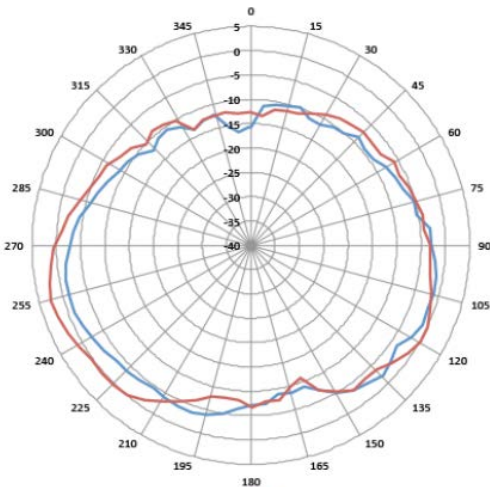
Showing side view with AP rotated 0 and 90 degrees (averaged patterns for all applicable antennas)

Technical Specifications



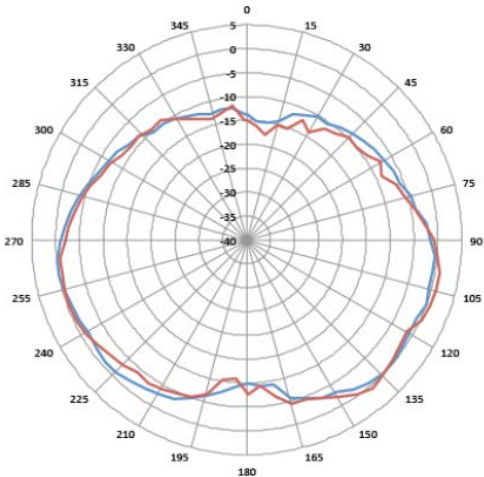
— 2.45GHz WiFi (R1) Average Elevation 0 — 2.45GHz WiFi (R1) Average Elevation 90

2.45GHz Wi-Fi (radio 1)



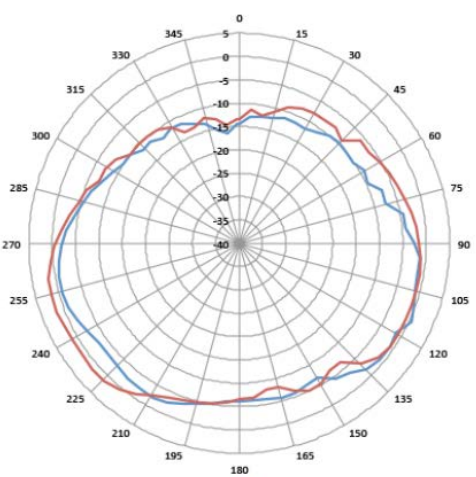
— 5.5GHz WiFi (R0) Average Elevation 0 — 5.5GHz WiFi (R0) Average Elevation 90

5.5GHz Wi-Fi (dual-radio mode, radio 0)



— 5.18GHz WiFi (R1) Average Elevation 0 — 5.18GHz WiFi (R1) Average Elevation 90

5.18GHz Wi-Fi (radio 0L, tri-radio mode)



— 5.875GHz WiFi (R0) Average Elevation 0 — 5.875GHz WiFi (R0) Average Elevation 90

5.875GHz Wi-Fi (radio 0U, tri-radio mode)

Summary of Changes

Date	Version History	Action	Description of Change
02-Apr-2019	Version 1	New	New QuickSpecs



© Copyright 2019 Hewlett Packard Enterprise Development LP. The information contained herein is subject to change without notice. The only warranties for Hewlett Packard Enterprise products and services are set forth in the express warranty statements accompanying such products and services. Nothing herein should be construed as constituting an additional warranty. Hewlett Packard Enterprise shall not be liable for technical or editorial errors or omissions contained herein.

To learn more, visit: <http://www.hpe.com/networking>

a00060236enw - 16365 - Worldwide - V1 - 02-April-2019